PLATT COILER

WORLD MODEL 3000

PARTS CATALOG

- REPLACEMENT PARTS
- UPGRADES
- ACCESSORIES

+1-800-933-0404 | sales@plattcoiler.com
5627 Airline Hwy, Fruitport, MI 49415
www.plattcoiler.com

SCAN TO SHOP ONLINE

TABLE OF CONTENTS

World Model 3000 2
Air Cutter Components 2
Cutter Dies 10
Coiler Base Components 11
Coiling Head Components 13
Friction Drive Unit Components 21
Spindle Components 24
Drive Sleeves 27
Gate Components 29
Isolator Unit Components 33
PLC and Electrical Components 37
Cables and Connectors 37
Electrical Control Unit Components 38
Motors and Motor Components 40
Spool Tower Components 41

WORLD MODEL 3000

AIR CUTTER COMPONENTS

CU-700: COMPLETE CYLINDER AIR CUTTER (CHOOSE SIZE)

Cylinder air cutter, complete. Choose size.

Variations

Cutter Size	Description
2 1/2"	CU-700-2: Complete cylinder air cutter (2 1/2").
3 1/4"	CU-700-3: Complete cylinder air cutter (3 1/4").
4"	CU-700-4: Complete cylinder air cutter (4").

CU-701: CUTTER DIE BLOCK

Cutter die block. Choose hole size corresponding to cutter.

Variations

Hole Size	Description
1"	CU-701-2: Cutter die block with 1" hole (for use with 2 1/2" cutter).
1 1/4"	CU-701-3: Cutter die block with 1 1/4" hole (for use with 3 1/4" cutter).
1 1/2"	CU-701-4: Cutter die block with 1 1/2" hole (for use with 4" cutter).

CU-702: DIE LOCKING STUD

Die locking stud. Compatible with all cutter sizes.

CU-705: ROUND CUTTER BLADE

Cutter blade, round. 1 1/2" diameter. Commonly used in 2 1/2" cutters.

Variations

Blade Diameter	Description
1 1/2"	CU-705-2: Cutter blade, round. 1 1/2" diameter. Commonly used in 2 1/2" cutters.
2"	CU-705-3: Cutter blade, round. 2" diameter. Commonly used in 3 1/4" and 4" cutters.

CU-706: CUTTER BLADE SCREW AND NUT

Cutter blade screw & nut.

CU-707: CUTTER BLADE HOLDER

Cutter blade holder. Choose blade diameter size.

Variations

Blade Diameter	Description
1 1/2"	CU-707-2: Cutter blade holder for 1 1/2" diameter blade. Commonly used with 2 1/2" cutter.
2"	CU-707-3: Cutter blade holder for 2" diameter blade. Commonly used with 3 1/4" and 4" cutters.

CU-708: PLUNGER BARS (SET OF 2)

Plunger bars (Set of 2). Choose cutter size for compatibility.

Variations

Cutter Size	Description
2 1/2"	CU-708-2: Plunger bars (Set of 2) for 2 1/2" cutter.
3 1/4"	CU-708-3: Plunger bars (Set of 2) for 3 1/4" or 4" cutter.
4"	CU-708-3: Plunger bars (Set of 2) for 3 1/4" or 4" cutter.

CU-709: DIE BLOCK SUPPORT RODS & NUTS (SET)

Die block support rods & nuts (set). Choose cutter size for compatibility.

Variations

Cutter Size	Description
2 1/2"	CU-709-2: Die block support rods & nuts (set) for 2 1/2" cutter.
3 1/4"	CU-709-3: Die block support rods & nuts (set) for 3 1/4" cutter.
4"	CU-709-4: Die block support rods & nuts (set) for 4" cutter.

CU-710: PLUNGER SPRING SUPPORT PLATE

Plunger spring support plate. Choose cutter size for compatibility.

Variations

Cutter Size	Description
2 1/2"	CU-710-2: Plunger spring support plate for 2 1/2" cutter.
3 1/4"	CU-710-3: Plunger spring support plate for 3 1/4" cutter.
4"	CU-710-4: Plunger spring support plate for 4" cutter.

CU-711: PLUNGER RETURN SPRING

Plunger return spring.

Variations

Cutter Size	Description
2-1/2"	CU-711-3: Plunger return spring for 2 1/2" or 3 1/4" cutter.
3-1/4"	CU-711-3: Plunger return spring for 2 1/2" or 3 1/4" cutter.
4"	CU-711-4: Plunger return spring for 4" cutter.

CU-712: LOWER CYLINDER PLATE

Lower cylinder plate. Choose cutter size for compatibility.

Variations

Cutter Size	Description
2 1/2"	CU-712-2: Lower cylinder plate for 2 1/2" cutter.
3 1/4"	CU-712-3: Lower cylinder plate for 3 1/4" cutter.
4"	CU-712-4: Lower cylinder plate for 4" cutter.

CU-713: CUTTER AIR CYLINDER

Cutter air cylinder. Choose cutter size for compatibility.

Variations

Cutter Size	Description
2 1/2"	CU-713-2: Cutter air cylinder for 2 1/2" air cutter.
3 1/4"	CU-713-3: Cutter air cylinder for 3 1/4" air cutter.
4"	CU-713-4: Cutter air cylinder for 4" air cutter.

CU-714: PISTON CUP SEAL

Piston cup seal. Choose cutter size for compatibility.

Variations

Cutter Size	Description
2 1/2"	CU-714-2: Piston cup seal for 2 1/2" cutter.
3 1/4"	CU-714-3: Piston cup seal for 3 1/4" cutter.
4"	CU-714-4: Piston cup seal for 4" cutter.

CU-715: TOP PISTON CUP SEAL PLATE

Top piston cup seal plate (aluminum). Choose cutter size for compatibility.

Variations

Cutter Size	Description
2 1/2"	CU-715-2: Top piston cup seal plate (aluminum) for 2 1/2" cutter.
3 1/4"	CU-715-3: Top piston cup seal plate (aluminum) for 3 1/4" cutter.
4"	CU-715-4: Top piston cup seal plate (aluminum) for 4" cutter.

CU-716: BOTTOM PISTON PLATE

Bottom piston plate. Choose cutter size for compatibility.

Variations

Cutter Size	Description
2 1/2"	CU-716-2: Bottom piston plate for 2 1/2" cutter.
3 1/4"	CU-716-3: Bottom piston plate for 3 1/4" cutter.
4"	CU-716-4: Bottom piston plate for 4" cutter.

CU-717: PISTON “’O" RING BUMPER

Piston “O" ring bumper. Choose cutter size for compatibility.

Variations

Cutter Size	Description
2 1/2"	CU-717-2: Piston “O" ring bumper for 2 1/2" cutter.
3 1/4"	CU-717-3: Piston “O" ring bumper for 3 1/4" cutter.
4"	CU-717-4: Piston “O" ring bumper for 4" cutter.

CU-718: CYLINDER CLAMPING STUDS & NUTS (4/SET)

Cylinder clamping studs & nuts (4/set). Choose cutter size for compatibility.

Variations

Cutter Size	Description
2 1/2"	CU-718-2: Cylinder clamping studs & nuts (4/set) for 2 1/2" cutter.
3 1/4"	CU-718-3: Cylinder clamping studs & nuts (4/set) for 3 1/4" cutter.
4"	CU-718-4: Cylinder clamping studs & nuts (4/set) for 4" cutter.

CU-719: PIVOT ROD COLLAR

Pivot rod collar.

CU-720: TOP CYLINDER PLATE

Top cylinder plate. Choose cutter size for compatibility.

Variations

Cutter Size	Description
2 1/2"	CU-720-2: Top Cylinder Plate for 2 1/2" cutter.
3 1/4"	CU-720-3: Top Cylinder Plate for 3 1/4" cutter.
4"	CU-720-4: Top Cylinder Plate for 4" cutter.

CU-721: STROKE ADJUSTING SCREW & LOCK NUT

Stroke adjusting screw & lock nut. Choose cutter size for compatibility.

Variations

Cutter Size	Description
2 1/2"	CU-721-2: Stroke adjusting screw & lock nut for 2 1/2" or 3 1/4" cutter.
3 1/4"	CU-721-2: Stroke adjusting screw & lock nut for 2 1/2" or 3 1/4" cutter.
4"	CU-721-4: Stroke adjusting screw & lock nut for 4" cutter.

CU-722: PIVOT ROD TENSION SPRING

Pivot rod tension spring.

CU-723: PIVOT ROD TENSION SPRING COLLAR

Pivot rod tension spring collar.

CU-724: PIVOT ROD

Pivot rod. Choose cutter size for compatibility.

Variations

Cutter Size	Description
2 1/2"	CU-724-2: Pivot rod for 2 1/2" or 3 1/4" cutter.
3 1/4"	CU-724-2: Pivot rod for 2 1/2" or 3 1/4" cutter.
4"	CU-724-4: Pivot rod for 4" cutter.

CU-725: PIVOT ROD LOCKING SCREW

Pivot rod locking screw.

CU-726: UPPER SUPPORT TUBE

Upper support tube for cylinder cutters. Choose cutter size for compatibility.

Variations

Cutter Size	Description
2 1/2"	CU-726-2: Upper support tube for 2 1/2" or 3 1/4" cylinder cutter.
3 1/4"	CU-726-2: Upper support tube for 2 1/2" or 3 1/4" cylinder cutter.
4"	CU-726-4: Upper support tube for 4" cylinder cutter.

CU-727: VERTICAL SWING STOP ADJUSTING ARM UNIT

Vertical swing stop adjusting arm unit.

CU-728: HORIZONTAL ADJUSTING UNIT

Horizontal adjusting unit.

CU-729: FINE ADJUSTING GUIDE WITH FINE ADJUST KNOB

Fine adjusting guide with fine adjust knob.

CU-730: HEIGHT ADJUSTING COLLAR

Height adjusting collar.

CU-731: CUTTER BASE UNIT

Cutter base unit.

CU-732: CUTTER MOUNTING BARS

Cutter mounting bars.

CU-741: AIR INDEX PRESSURE NEEDLE VALVE AND ADJUSTING STUD

Air index pressure needle valve and adjusting stud. Replaced with a flow control valve.

CU-746: CUTTER AIR VALVE

Cutter electro pneumatic valve. Choose current type: AC or DC.

Variations

Current Type	Description
AC	GT-908: Gate Electro Pneumatic Valve - AC
DC	GT-908: Gate Electro Pneumatic Valve - DC

CU-770: 2'' FLAT CUTTER BLADE

2'' flat cutter blade.

CUTTER DIES



CU-703: AIR PIN CUTTER DIE (CHOOSE SIZE AND ANGLE)

Air pin cutter die: 1", 1 1/4" or 1 1/2" outer diameter. Please select outer diameter and specify inner diameter and angle.

Inner diameters can range from .120" to 1/4" less than the outer diameter. Angles can range from 0 to 10 degrees.

Note: angles of 4, 6 , or 8 degrees are in stock. Others may take longer to arrive.

Variations

Outer Diameter	Description
1"	CU-703-2: Air Pin Cutter Die with 1" Outer Diameter
1 1/4"	CU-703-3: Air Pin Cutter Die with 1 1/4" Outer Diameter
1 1/2"	CU-703-4: Air Pin Cutter Die with 1 1/2" Outer Diameter



CU-704: CUTTER DIES (CHOOSE SIZE AND ANGLE)

Action II cutter dies: 1", 1 1/4" or 1 1/2" outer diameter. Please select outer diameter and specify inner diameter and angle.

Inner diameters can range from .120" to 1/4" less than the outer diameter. Angles can range from 0 to 10 degrees.

Note: angles of 4, 6 , or 8 degrees are in stock. Others may take longer to arrive.

Variations

Outer Diameter	Description
1"	CU-704-2: Cutter Die with 1" Outer Diameter
1 1/4"	CU-704-3: Cutter Die with 1 1/4" Outer Diameter
1 1/2"	CU-704-4: Cutter Die with 1 1/2" Outer Diameter

COILER BASE COMPONENTS

PLC-120: VARIABLE-SPEED MOTOR - 3 PHASE, 1/2HP

3-phase 1/2-horsepower variable-speed motor.

Note: This part is not kept in stock. Orders may be delayed depending on availability.

PLC-121: VARIABLE-SPEED MOTOR - 3 PHASE, 1HP

3-phase 1-horsepower variable-speed motor. For World Model 3000.

WCB-611: MOTOR V BELT

Motor V belt.

WCB-620: FULL COILER CABINET (INCLUDES TOP AND DOOR)

Cabinet for World Model 3000 or Brute Coiler (includes top and door).

WCB-624V: MOTOR PULLEY FOR VARIABLE SPEED

Motor pulley for variable speed.

WCB-625: MOTOR MOUNT

Motor mount.

WCB-626: MOTOR ELEVATOR KNOB & ROD

Motor elevator knob & rod.

WCB-627: MOTOR LOCK-UP KNOB

Motor lock-up knob.

WCB-629: FRICTION DRIVE GUARD

Friction drive guard for World Model 3000 and Brute Coiler.

COILING HEAD COMPONENTS

WH-3000H: WORLD MODEL 3000 HEAD

World Model 3000 head full assembly.

WH-3001: MAIN FRAME

Main frame for World Model 3000 coiling head.

WH-3002: FRONT TOP RAIL

Front top rail for World Model 3000 coiling head.

WH-3003: REAR TOP RAIL

Rear top rail for World Model 3000 coiling head.

WH-3005: SIDE PLATE LOCK KNOB

Side plate lock knob for World Model 3000 coiling head.

WH-3006: WEAR WASHER

Wear washer for World Model 3000 coiling head.

WH-3007: SLIDE LOCK BLOCK (EACH)

Slide lock block (each) for coiling head.

WH-3008: SLIDE PINION (EACH)

Slide pinion (each) for coiling head.

WH-3009: PINION BEARING

Pinion bearing for coiling head.

WH-3010: HORIZONTAL ADJUST KNOB AND TAG

Front horizontal adjust knob and tag for coiling head.

WH-3012: FRONT ANGLE SECTOR

Front angle sector for World Model 3000 coiling head.

WH-3013: REAR ANGLE SECTOR

Rear angle sector for World Model 3000 coiling head.

WH-3014: SECTOR CUPPED WASHER (EACH)

Sector cupped washer (each) for World Model 3000 coiling head.

WH-3015: JAM NUTS (EACH, 4 REQUIRED)

Jam nuts (each, 4 required) for World Model 3000 coiling head.

WH-3016: FRONT OR REAR SLIDE PLATE

Front or rear slide plate for World Model 3000 coiling head. Comes with gear rack installed.

WH-3018: FRONT SLIDE COVER BAR

Front slide cover bar.

WH-3019: FRONT COVER BAR RETAINER

Front cover bar retainer for World Model 3000 coiling head.

WH-3020: REAR SLIDE COVER BAR

Rear slide cover bar for World Model 3000 coiling head.

WH-3021: FILLER BAR

Filler bar for World Model 3000 coiling head.

WH-3022: FLAT WASHER (EACH)

Flat washer (each) for World Model 3000 coiling head.

WH-3023-A: NAME PLATE AND DEGREES FOR COILING HEAD

Name plate and degree for Brute and World Model 3000.

WH-3023: TOP COVER & NAME PLATE

Top cover & name plate for World Model 3000 coiling head.

WH-3024: FRONT ROLL HANGER

Front roll hanger for World Model 3000 coiling head.

WH-3025: REAR ROLL HANGER

Rear roll hanger for World Model 3000 coiling head.

WH-3026: BALANCE SPRINGS (EACH, 2 REQUIRED)

Balance springs (each) for World Model 3000 coiling head.

WH-3027: HANGER PIVOT PIN FOR COILING HEAD (EACH)

Hanger pivot pin (each) for World Model 3000 coiling head.

WH-3028: SPRING TENSION ROLL PULL BAR ONLY

Spring tension roll pull bar only for World Model 3000 coiling head. Used when making non-circular coils.

WH-3028A: COMPLETE SPRING TENSION ROLL PULL BAR ASSEMBLY/ WITH PULL BALLS

Complete spring tension roll pull bar assembly/ with pull balls for World Model 3000 coiling head. Used to make non-circular coils.

WH-3029: SOLID TENSION ROLL PULL BAR

Solid tension roll pull bar (bar only) for World Model 3000 coiling head.

WH-3029A: COMPLETE SOLID TENSION ROLL PULL BAR ASSEMBLY WITH PULL BALLS

Complete solid tension roll pull bar assembly with pull balls for World Model 3000 coiling head.



WH-3030: FRONT & REAR PULL BALLS (2)

Front & rear pull balls (set of 2) for World Model 3000 coiling head.

WH-3031: PULL BALL RETAINER SPRING

Pull ball retainer spring for World Model 3000 coiling head.

WH-3032: BALL RETAINER SCREWS & WASHERS

Ball retainer screws & washers for World Model 3000 coiling head.

WH-3033: COILING ROLL PULL BAR ADJUST KNOB

Coiling roll pull bar adjust knob.

WH-3034: COILING ROLL PULL BAR LOCK KNOB

Coiling roll pull bar lock knob.

WH-3035: ROLL BODY UNIT

Roll body unit for World Model 3000 and Brute coiling heads.

WH-3035A: ROLL BODY ONLY

Roll body only for World Model 3000 and Brute coiling heads. Contains (2) snap rings.

WH-3036: SEALED ROLL BODY BEARINGS (SET)

Sealed roll body bearings (set) for World Model 3000 and Brute coiling heads.

WH-3037: ROLL CAP & SCREWS (SET) (2 SETS REQUIRED)

Roll cap & screws (set) (2 sets required) for World Model 3000 and Brute coiling heads.

Each set contains: (4) screws and (1) cap

WH-3038: PINION GEAR HOUSING - 14 TOOTH WITH BEARING

Pinion gear housing 14 tooth with bearing.

WH-3039: PINION GEAR - 14 TOOTH

14 tooth pinion gear.

WH-3040: PINION GEAR - 14 TOOTH - COMPLETE ASSEMBLY

14 tooth pinion gear complete assembly.

WH-3041: PINION GEAR HOUSING - 22 TOOTH WITH BEARING

Pinion gear housing 22 tooth with bearing.

WH-3042: PINION GEAR - 22 TOOTH

22 tooth pinion gear.

WH-3043: PINION GEAR - 22 TOOTH - COMPLETE ASSEMBLY

22 tooth pinion gear complete assembly.

WH-3044: PINION GEAR HOUSING - 54 TOOTH WITH BEARING

Pinion gear housing 54 tooth with bearing World Model 3000 only.

WH-3045: PINION GEAR - 54 TOOTH

54 tooth pinion gear for Brute and World Model 3000.

WH-3046: PINION GEAR - 54 TOOTH - COMPLETE ASSEMBLY

54 tooth pinion gear complete assembly for World Model 3000 coiling head only.

WH-3047: NEEDLE BEARING (EACH)

Needle bearing (each) for all pinion gears.

WH-3048: PINION SHAFT COLLAR (EACH)

Pinion shaft collar (each) for all pinion gears.

WH-3049: IDLER GEAR (STEEL) & BEARING

Idler gear (steel) & bearing for all pinion gears except Brute 54 tooth gears.

WH-3050: IDLER GEAR BEARING SLEEVE

Idler gear bearing sleeve for coiling head pinion gears. Used on 14, 22, and World Model 3000 54-tooth gears. Not used on Brute Coiler 54-tooth pinion gears.

WH-3051: GEAR GUARDS (SET)

Gear guards (set) for World Model 3000 coiling head only.

WH-3052: MICRO SWITCH & CORD

Micro switch & cord for World Model 3000 fouling limit.

WH-3053: MICRO SWITCH COVER

Micro switch cover.

WH-3054: SAFETY SWITCH ASSEMBLY PARTS (SET)

Safety switch assembly parts (set) for World Model 3000 fouling limit.

WH-3055: SOLUTION WHEEL BRACKET

Solution wheel bracket for World Model 3000 coiling head.

WH-3056: WIPER BLOCK HOLDER

Wiper block holder for World Model 3000 coiling head.

WH-3057: RUBBER WIPER BLOCK

Rubber wiper block for World Model 3000 coiling head.

WH-3058: SOLUTION WHEEL (EACH)

Solution wheel (each) for World Model 3000 coiling head, same part as IU-221 and ST-004.

WH-3059: SOLUTION WHEEL BRACKET - COMPLETE ASSEMBLY

Complete solution wheel bracket assembly (includes: WH-3055, WH3056, and WH-3058).

WH-3060: SOLUTION WHEEL SLIDE ADJUSTING KNOB ASSEMBLY

Solution wheel slide adjusting knob assembly for coiling head.

WH-SHIM: SHIM, PLASTIC (2 PER TOP RAIL REQUIRED)

Shim, plastic (2 per top rail required) state thickness: .003, .004, .005, .0075, .010.

Variations

Thickness	Description
.003	Plastic shim, .003" thick
.004	Plastic shim, .004" thick
.005	Plastic shim, .005" thick
.0075	Plastic shim, .075" thick
.010	Plastic shim, .010" thick

FRICTION DRIVE UNIT COMPONENTS

WFD-301: ROCKER YOKE (H-FRAME)

Rocker yoke (H-frame) for friction drive unit.

WFD-302: FRONT PIVOT ARM

Front pivot arm for friction drive unit.

WFD-303: REAR PIVOT ARM

Rear pivot arm for friction drive unit.

WFD-304: ROCKER PINS (EACH) (2 REQUIRED)

Rocker pins (each) (2 required) for friction drive unit.

WFD-305: ROCKER STUD

Rocker stud for friction drive unit.

WFD-306: FRICTION DRIVE PULL BAR

Friction drive pull bar for friction drive unit.

WFD-307: FRICTION DRIVE PULL BAR PIVOT STUDS

Friction drive pull bar pivot studs for friction drive unit (set of two parts).

WFD-308: FRICTION DRIVE PULL BAR ADJUSTING KNOB

Friction drive pull bar adjusting knob for friction drive unit.

WFD-309: FRICTION DRIVE PULL BAR LOCKING KNOB

Friction drive pull bar locking knob for friction drive unit.

WFD-310: FRICTION DRIVE HUB WITH BEARING & SEALS

Friction drive hub with bearing & seals for friction drive unit.

WFD-311: NEEDLE BEARING (EACH)

Needle bearing (each) for friction drive unit. And for Brute spindle front bearing .

WFD-312: BEARING SEAL (EACH)

Bearing seal (each) for friction drive unit. And for Brute spindle front bearing.

WFD-313: TRU-ARC DRIVE SPINDLE SNAP RING(EACH)

Tru-arc drive spindle snap ring for friction drive unit (each).

WFD-314: DRIVE ROLL SPINDLE

Drive roll spindle for friction drive unit.

WFD-315: BRONZE THRUST WASHER (EACH)

Bronze thrust washer (each) for friction drive unit.

WFD-316: DRIVE HUB (EACH)

Drive hub (each) for friction drive unit.

For Brute Coilers, center hole needs to be drilled out to 1/2".

WFD-317: 6" FRICTION DRIVE ROLL (EACH)

6" friction drive roll (each) for friction drive unit.

WFD-318: DRIVE ROLL SCREWS (8/SET)

Drive roll screws (8/set) for friction drive unit.

WFD-319: DRIVE STUDS (12/SET)

Drive studs (set of 12). Updated to replace nylon-sleeve version.

WFD-320: FLEXIBLE DRIVE CABLES (PAIR) 5/16"

Flexible drive cables (pair) 5/16" for friction drive unit. Standard on World Model 3000.

WFD-321: NYLON CABLE BUSHINGS

Nylon cable bushings for friction drive unit found inside of drive roll spindles.

WFD-322: FLEXIBLE DRIVE CABLES (PAIR) 3/8"

3/8" flexible drive cables (pair) for friction drive unit.

WFD-323: FLEXIBLE DRIVE CABLES (PAIR) 1/2"

1/2" flexible drive cables (pair) for friction drive unit.

SPINDLE COMPONENTS

COLLETS: 100, 200 & 300 SERIES

Collets for spindle. 100 series is compatible with Brute Coiler. 200 series is for the World Model 3000 and the 300 series is compatible with some mini-matic coilers.

Please specify series and inner-diameter hole size based on these guidelines:

100 Series: 1/16 to 9/16 in. 200 Series: 3/64 to 3/8 in. 300 Series: 3/64 to 1/4 in.

Variations

Series	Description
100	C1: 100 Series Collet
200	C2: 200 Series Collet
300	C3: 300 Series Collet

NC-300: COLLET NOSE CAP (300 SERIES)

Nose cap for use with 300 series collets. Used on some Mini-Matic coilers.

NC: COLLET NOSE CAP (100 OR 200 SERIES)

Nose cap for use with collets and main spindle. Please select 100 or 200 series. 100 is used on the Brute and the 200 is used on the World Model 3000.

Variations

Collet Series	Description
100	NC-100: 100 series for Brute Coiler.
200	NC-200: 200 series for WM 3000.

WCS-501-A: COMPLETE COLLET SPINDLE ASSEMBLY

Complete collet spindle assembly.

WCS-502: MAIN COLLET SPINDLE WITH NOSE CAP

Main collet spindle with nose cap and front bearing.

WCS-503: REAR RETAINER NUT

Rear retainer nut for spindle unit.

WCS-504: REAR BEARING HOUSING ASSEMBLY

Rear bearing housing assembly for spindle unit. Includes bearing and snap rings,

---

WCS-504A: FRONT & REAR BEARING HOUSING

Front & rear bearing housing for spindle unit.

WCS-505: FRONT BEARING HOUSING ASSEMBLY

Front bearing housing assembly for spindle unit. Includes bearing and snap rings.

WCS-506: FRONT SPINDLE NUT

Front spindle nut for spindle unit.

WCS-507: FRONT OR REAR SPINDLE BEARING (EACH)

Front or rear spindle bearing each for spindle unit.

WCS-508: TRU-ARCS EACH (2 IN FRONT/2 IN REAR)

Tru-arcs each (2 in front/2 in rear) for spindle unit.

WCS-509: 5-STEP SPINDLE PULLEY

5-step spindle pulley for spindle unit.

WCS-510: WAVE WASHER (EACH)

Wave washer for spindle unit (each).

WCS-511: SNAP RING

Snap ring for spindle unit.

WCS-512: HELIX ANGLE YOKE ASSEMBLY

Helix angle yoke assembly for spindle unit.

WCS-513: HELIX ANGLE YOKE BALLS (NYLON) (EACH)

Helix angle yoke balls (nylon) sold individually for spindle unit.

WCS-514: HELIX BALL SCREWS (EACH)

Helix ball screws each for spindle unit.

WCS-516-1: DRIVE COLLAR LINER

Rubber drive collar liner for spindle unit.

WCS-516: DRIVE COLLAR & LINER (SET)

Drive collar & liner set for spindle unit.

DRIVE SLEEVES

WCS-518: DRIVE SLEEVE SET (7 PER SET, 3/4" - 2")

Drive sleeve set (7 per set, 3/4" - 2") for spindle unit.

WCS-519: 3/4" DRIVE SLEEVE

3/4" drive sleeve for spindle unit.

WCS-520: 7/8" DRIVE SLEEVE

7/8" drive sleeve for spindle unit.

WCS-521: 1" DRIVE SLEEVE

1" drive sleeve for spindle unit.

WCS-522: 1 1/4" DRIVE SLEEVE FOR SPINDLE UNIT

1 1/4" drive sleeve for spindle unit.

WCS-523: 1 1/2" DRIVE SLEEVE FOR SPINDLE UNIT

1 1/2" drive sleeve for spindle unit.

WCS-524: 1 3/4" DRIVE SLEEVE

1 3/4" drive sleeve for spindle unit.

WCS-525: 2" DRIVE SLEEVE

2" drive sleeve for spindle unit.

WCS-526: 2 1/4" DRIVE SLEEVE

2 1/4" drive sleeve for spindle unit.

Note: These items are not kept in stock. Orders may be delayed depending on availability.

WCS-527: 2 1/2" DRIVE SLEEVE

2 1/2” drive sleeve for spindle unit.

Note: These items are not kept in stock. Orders may be delayed depending on availability.

GATE COMPONENTS

GT-900: COMPLETE 6' GATE

Complete 6' gate.

GT-901: 6' COIL TRAY & SUPPORT FOOT

6' coil tray & support foot.

GT-902: 6' TRAY GATE HINGE

Gate hinge - 6' tray. Replacement hinge must be fit to coil tray.

GT-903: GATE HINGE SUPPORT (EACH)

Gate hinge support (each).



GT-904: HINGE OPERATOR LEVER

Hinge operator lever.

GT-905: GATE AIR CYLINDER MOUNT PLATE

Gate air cylinder mount plate.

GT-906: GATE CYLINDER SUPPORT BLOCK/STUDS

Gate cylinder support block/studs.

GT-907: GATE AIR CYLINDER

Gate air cylinder.

GT-908: GATE ELECTRO PNEUMATIC VALVE

Gate electro pneumatic valve. Choose current type: AC or DC.

Variations

Current Type	Description
AC	GT-908: Gate Electro Pneumatic Valve - AC
DC	GT-908: Gate Electro Pneumatic Valve - DC



GT-915-1: GATE SADDLE

Gate saddle.

GT-915-2: SADDLE SUPPORT

Saddle support.



GT-915-2A: SADDLE ADJUST BLOCK

Saddle adjust block.

GT-915-3: LEG MOUNT PLATE

Leg mount plate.

GT-915-4: TRI-POD LEGS (SET OF 3)

Tri-pod legs (set of 3) with rubber caps.

GT-915-5: RUBBER FOOT CUP FOR TRI-POD LEG

Rubber foot cup for tri-pod leg.

GT-915: GATE SUPPORT TRI-POD COMPLETE

Gate support tri-pod complete.

GT-916: GATE SLIDE CLAMP

Gate slide clamp.

GT-917: GATE SLIDE

Gate slide found attached to front of coiler cabinet.

GT-918: GATE SUPPORT FOOT

Gate support foot.

GT-930: 3' GATE - COMPLETE

Complete 3' gate.

GT-931: 3' COIL TRAY

3' coil tray.

GT-932: 3' GATE HINGE

3' gate hinge. Replacement hinge must be fit to coil tray.

GT-935: 3' GATE EXTENSION WITHOUT TRI-POD

3' gate extension without tri-pod.

GT-966: 12' GATE - COMPLETE

Complete 12' gate.

GT-968: 6' GATE EXTENSION WITH TRI-POD

6' gate extension with tri-pod.

ISOLATOR UNIT COMPONENTS



IU-200: COMPLETE ISOLATOR UNIT

Complete isolator unit.



IU-201: ISOLATOR MOUNTING PLATE

Isolator mounting plate.

IU-202: ISOLATOR MOUNTING BOLTS

Isolator mounting bolts.

IU-203: METERING SHAFT HOUSING

Metering shaft housing without snap ring.

IU-204: SNAP RINGMETERING SHAFT HOUSING

Snap ring for metering shaft housing.

IU-205: METERING WHEEL SHAFT W/ BEARINGS

Metering wheel shaft w/ bearings.

IU-206: METERING WHEEL

Metering wheel with "O" ring.

IU-207: METERING WHEEL "O" RING

Metering wheel “O" ring.

IU-208: TENSION ARM LOCK & STUD

Tension arm lock & stud.

IU-209: TENSION ARM COLLAR

Tension arm collar.

IU-210: TENSION ADJUST SPRING & STUD

Tension adjust spring & stud.

IU-211: TENSION STUD BLOCK

Tension stud block.

IU-212: BRAKE ARM & TENSION BLOCK STUDS (SET)

Brake arm & tension block studs (set).

IU-213: BRAKE DISC ARM

Brake disc arm.

IU-214: BRAKE DISC

Brake disc with cork brake.

IU-215: BRAKE PRESSURE SPRING

Brake pressure spring.

IU-216: SAFETY SWITCH TRIP ARM

Safety switch trip arm.

IU-217: MICRO SWITCH AND COVER AND CORD SET

Micro switch, cover and cord set.

IU-218: MICRO SWITCH COVER

Micro switch cover.

IU-219: ENCODER 400 PULSE

Encoder 400 pulse standard encoder on all machines.

IU-220: FLEXIBLE ENCODER SHAFT

Flexible encoder shaft with mounting block.

IU-221: WIRE GUIDE WHEEL (EACH)

Wire guide wheel (each) same part as WH-3058.

IU-222: ENCODER 100 PULSE

Encoder 100 pulse.

Note: these items are not kept in stock. Orders may be delayed depending on availability.

IU-223: ENCODER 200 PULSE

Encoder 200 pulse.

Note: these items are not kept in stock. Orders may be delayed depending on availability.

IU-224: ENCODER CABLE & PLUG

Encoder cable & plug comes soldered and ready to install.

PLC AND ELECTRICAL COMPONENTS

CABLES AND CONNECTORS

PLC-112: MINIFAST CABLE FOR MOTOR

Minifast cable for motor. Runs from electrical box to motor.

PLC-113: JUNCTION BOX CORD

Junction box cord. Runs from junction box to electrical box.

PLC-114: TOUCH SCREEN CABLE - LEGACY

Touch screen cable.

Note: This cable is compatible with the legacy version of the touch screen (PLC-107) only.

PLC-116: BULKHEAD CONNECTOR FOR MOTOR

Bulkhead connector for motor.

PLC-117: BULKHEAD CONNECTOR TO JUNCTION BOX

Bulkhead connector to junction box.

PLC-118: COMPONENT CORD

Component cord. Used for all sensors and switches.

PLC-214: TOUCH SCREEN CABLE

Touch screen cable (ethernet).

ELECTRICAL CONTROL UNIT COMPONENTS



PLC-100: ELECTRICAL BOX (COMPLETE UNIT) - LEGACY

Electrical box (complete unit) - Legacy. Includes air valves.

Note: this is for the previous version of the Platt Coiler PLC. For the current version, see PLC-200.

PLC-101: ELECTRICAL BOX (LEGACY)

Electrical box - Legacy.

Note: This is for the previous version of the Platt Coiler PLC.



PLC-102: ELECTRICAL BOX COVER (LEGACY)

Electrical box cover - Legacy.

Note: This is for the previous version of the Platt Coiler PLC. For the current version, see plc 202.

PLC-107: TOUCH SCREEN (LEGACY)

Touch screen (Legacy).

Note: This touch screen is a legacy version. For the newest version, see PLC-207.

PLC-108: I/O MODULAR (LEGACY)

I/O Modular.

Note: This is for the previous version of the Platt Coiler PLC.

PLC-109: CONTROL UNIT (LEGACY)

Control Unit - Legacy

Note: This is for the previous version of the Platt Coiler PLC.

PLC-110: 24V POWER SUPPLY

24 Volt power supply.

PLC-111: JUNCTION BOX

Junction box found on exterior of coiler cabniet.

PLC-119: EMERGENCY STOP BUTTON AND TAG (LEGACY)

Emergency stop button and tag.

This part is compatible with the legacy version of the PLC (PLC-107).

PLC-200: ELECTRICAL BOX (COMPLETE UNIT)

Updated electrical box (complete unit) for World Model 3000.

Can be used to replace PLC-100 electrical box. Some restrictions may apply.

PLC-202: ELECTRICAL BOX

Electrical box only. Includes door.

PLC-207: TOUCH SCREEN

Touch screen (allen-bradley).

PLC-209: PLC UNIT

PLC unit, comes pre-programmed.

PLC-219: EMERGENCY STOP BUTTON

Emergency stop button for updated electrical box.

MOTORS AND MOTOR COMPONENTS

PLC-120: VARIABLE-SPEED MOTOR - 3 PHASE, 1/2HP

3-phase 1/2-horsepower variable-speed motor.

Note: This part is not kept in stock. Orders may be delayed depending on availability.

PLC-121: VARIABLE-SPEED MOTOR - 3 PHASE, 1HP

3-phase 1-horsepower variable-speed motor. For World Model 3000.

PLC-122: AC DRIVE 1HP 120V (LEGACY)

AC drive 1-horsepower 120 Volt.

This part is compatible with the legacy version of the PLC (PLC-107).

PLC-123: AC DRIVE 220V INPUT (LEGACY)

AC drive 220 Volt input.

This part is compatible with the legacy version of the PLC (PLC-107).

PLC-222: AC DRIVE 1HP 120 VOLTS

AC drive 1HP 120 Volts.

PLC-223: AC DRIVE 1HP 220 VOLTS

AC drive 1HP 220 Volts.

SPOOL TOWER COMPONENTS

ST-001: SPOOL TOWER AND BRACKET

Spool tower and bracket.



ST-002: SPOOL TOWER BOLT

Spool tower bolts.

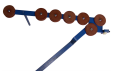

ST-003: COMPLETE DEPAILER UNIT

Complete depailer unit with pulleys and pair of nylon guides.

ST-005: SPOOL SPINDLE

Spool spindle.

ST-006: SPOOL SPINDLE KNOBS (2)

Spool spindle knobs (2).

ST-007: INNER & OUTER BRAKE PADS (SET)

Inner & outer brake pads (set).

ST-008: NYLON GUIDES (DOZEN)

Nylon guides (dozen).

ST-009: MACHINE LIGHT

Machine light.

ST-010: MAGNIFYING LENS

Magnifying lens.

INDEX

C

Collets: 100, 200 & 300 Series 24
CU-700: Complete Cylinder Air Cutter (Choose Size) 2
CU-701: Cutter Die Block 2
CU-702: Die Locking Stud 2
CU-703: Air Pin Cutter Die (Choose Size and Angle) 10
CU-704: Cutter Dies (Choose Size and Angle) 10
CU-705: Round Cutter Blade 2
CU-706: Cutter Blade Screw And Nut 3
CU-707: Cutter Blade Holder 3
CU-708: Plunger Bars (Set of 2) 3
CU-709: Die Block Support Rods & Nuts (Set) 3
CU-710: Plunger Spring Support Plate 4
CU-711: Plunger Return Spring 4
CU-712: Lower Cylinder Plate 4
CU-713: Cutter Air Cylinder 4
CU-714: Piston Cup Seal 5
CU-715: Top Piston Cup Seal Plate 5
CU-716: Bottom Piston Plate 5
CU-717: Piston “’O" Ring Bumper 6
CU-718: Cylinder Clamping Studs & Nuts (4/Set) 6
CU-719: Pivot Rod Collar 6
CU-720: Top Cylinder Plate 6
CU-721: Stroke Adjusting Screw & Lock Nut 7
CU-722: Pivot Rod Tension Spring 7
CU-723: Pivot Rod Tension Spring Collar 7
CU-724: Pivot Rod 7
CU-725: Pivot Rod Locking Screw 7
CU-726: Upper Support Tube 7
CU-727: Vertical Swing Stop Adjusting Arm Unit 8
CU-728: Horizontal Adjusting Unit 8
CU-729: Fine Adjusting Guide with Fine Adjust Knob 8
CU-730: Height Adjusting Collar 8
CU-731: Cutter Base Unit 8
CU-732: Cutter Mounting Bars 8
CU-741: Air Index Pressure Needle Valve And Adjusting Stud 8
CU-746: Cutter Air Valve 9
CU-770: 2'' Flat Cutter Blade 9

G

GT-900: Complete 6' Gate 29
GT-901: 6' Coil Tray & Support Foot 29
GT-902: 6' Tray Gate Hinge 29
GT-903: Gate Hinge Support (Each) 29
GT-904: Hinge Operator Lever 29
GT-905: Gate Air Cylinder Mount Plate 29
GT-906: Gate Cylinder Support Block/Studs 29
GT-907: Gate Air Cylinder 29
GT-908: Gate Electro Pneumatic Valve 30
GT-915-1: Gate Saddle 30
GT-915-2: Saddle Support 30
GT-915-2A: Saddle Adjust Block 30
GT-915-3: Leg Mount Plate 30
GT-915-4: Tri-Pod Legs (Set Of 3) 30
GT-915-5: Rubber Foot Cup for Tri-Pod Leg 30
GT-915: Gate Support Tri-Pod Complete 31
GT-916: Gate Slide Clamp 31
GT-917: Gate Slide 31
GT-918: Gate Support Foot 31
GT-930: 3' Gate - Complete 31
GT-931: 3' Coil Tray 31
GT-932: 3' Gate Hinge 31
GT-935: 3' Gate Extension Without Tri-Pod 31
GT-966: 12' Gate - Complete 31
GT-968: 6' Gate Extension With Tri-Pod 32

I

IU-200: Complete Isolator Unit 33
IU-201: Isolator Mounting Plate 33
IU-202: Isolator Mounting Bolts 33
IU-203: Metering Shaft Housing 33
IU-204: Snap Ringmetering Shaft Housing 33
IU-205: Metering Wheel Shaft W/ Bearings 33
IU-206: Metering Wheel 33
IU-207: Metering Wheel "O" Ring 33
IU-208: Tension Arm Lock & Stud 34
IU-209: Tension Arm Collar 34
IU-210: Tension Adjust Spring & Stud 34
IU-211: Tension Stud Block 34
IU-212: Brake Arm & Tension Block Studs (Set) 34
IU-213: Brake Disc Arm 34
IU-214: Brake Disc 34
IU-215: Brake Pressure Spring 34
IU-216: Safety Switch Trip Arm 34
IU-217: Micro Switch and Cover and Cord Set 35
IU-218: Micro Switch Cover 35
IU-219: Encoder 400 Pulse 35
IU-220: Flexible Encoder Shaft 35
IU-221: Wire Guide Wheel (Each) 35

IU-222: Encoder 100 Pulse 35
IU-223: Encoder 200 Pulse 35
IU-224: Encoder Cable & Plug 35

N

NC-300: Collet Nose Cap (300 Series) 24
NC: Collet Nose Cap (100 or 200 Series) 24

P

PLC-100: Electrical Box (Complete Unit) - Legacy 38
PLC-101: Electrical Box (Legacy) 38
PLC-102: Electrical Box Cover (Legacy) 38
PLC-107: Touch Screen (Legacy) 38
PLC-108: I/O Modular (Legacy) 38
PLC-109: Control Unit (Legacy) 38
PLC-110: 24V Power Supply 38
PLC-111: Junction Box 39
PLC-112: Minifast Cable For Motor 37
PLC-113: Junction Box Cord 37
PLC-114: Touch Screen Cable - Legacy 37
PLC-116: Bulkhead Connector for Motor 37
PLC-117: Bulkhead Connector to Junction Box 37
PLC-118: Component Cord 37
PLC-119: Emergency Stop Button And Tag (Legacy) 39
PLC-120: Variable-Speed Motor - 3 Phase, 1/2HP 11, 40
PLC-121: Variable-Speed Motor - 3 Phase, 1HP 11, 40
PLC-122: AC Drive 1HP 120V (Legacy) 40
PLC-123: AC Drive 220V Input (Legacy) 40
PLC-200: Electrical Box (Complete Unit) 39
PLC-202: Electrical Box 39
PLC-207: Touch Screen 39
PLC-209: PLC Unit 39
PLC-214: Touch Screen Cable 37
PLC-219: Emergency Stop Button 39
PLC-222: AC Drive 1HP 120 Volts 40
PLC-223: AC Drive 1HP 220 Volts 40

S

ST-001: Spool Tower And Bracket 41
ST-002: Spool Tower Bolt 41
ST-003: Complete Depailer Unit 41
ST-005: Spool Spindle 41
ST-006: Spool Spindle Knobs (2) 41
ST-007: Inner & Outer Brake Pads (Set) 41
ST-008: Nylon Guides (Dozen) 41
ST-009: Machine Light 41
ST-010: Magnifying Lens 42

W

WCB-611: Motor V Belt 11
WCB-620: Full Coiler Cabinet (Includes Top and Door) 11
WCB-624V: Motor Pulley for Variable Speed 11
WCB-625: Motor Mount 11
WCB-626: Motor Elevator Knob & Rod 11
WCB-627: Motor Lock-Up Knob 11
WCB-629: Friction Drive Guard 12
WCS-501-A: Complete Collet Spindle Assembly 24
WCS-502: Main Collet Spindle With Nose Cap 24
WCS-503: Rear Retainer Nut 25
WCS-504: Rear Bearing Housing Assembly 25
WCS-504A: Front & Rear Bearing Housing 25
WCS-505: Front Bearing Housing Assembly 25
WCS-506: Front Spindle Nut 25
WCS-507: Front Or Rear Spindle Bearing (Each) 25
WCS-508: Tru-Arcs Each (2 In Front/2 In Rear) 25
WCS-509: 5-Step Spindle Pulley 25
WCS-510: Wave Washer (Each) 25
WCS-511: Snap Ring 26
WCS-512: Helix Angle Yoke Assembly 26
WCS-513: Helix Angle Yoke Balls (Nylon) (Each) 26
WCS-514: Helix Ball Screws (Each) 26
WCS-516-1: Drive Collar Liner 26
WCS-516: Drive Collar & Liner (Set) 26
WCS-518: Drive Sleeve Set (7 Per Set, 3/4" - 2") 27
WCS-519: 3/4" Drive Sleeve 27
WCS-520: 7/8" Drive Sleeve 27
WCS-521: 1" Drive Sleeve 27
WCS-522: 1 1/4" Drive Sleeve for Spindle Unit 27
WCS-523: 1 1/2" Drive Sleeve for Spindle Unit 27
WCS-524: 1 3/4" Drive Sleeve 27
WCS-525: 2" Drive Sleeve 27
WCS-526: 2 1/4" Drive Sleeve 28
WCS-527: 2 1/2" Drive Sleeve 28
WFD-301: Rocker Yoke (H-Frame) 21
WFD-302: Front Pivot Arm 21
WFD-303: Rear Pivot Arm 21
WFD-304: Rocker Pins (Each) (2 Required) 21
WFD-305: Rocker Stud 21
WFD-306: Friction Drive Pull Bar 21
WFD-307: Friction Drive Pull Bar Pivot Studs 21
WFD-308: Friction Drive Pull Bar Adjusting Knob 21
WFD-309: Friction Drive Pull Bar Locking Knob 22
WFD-310: Friction Drive Hub With Bearing & Seals 22

WFD-311: Needle Bearing (Each) 22
WFD-312: Bearing Seal (Each) 22
WFD-313: Tru-Arc Drive Spindle Snap Ring(Each) 22
WFD-314: Drive Roll Spindle 22
WFD-315: Bronze Thrust Washer (Each) 22
WFD-316: Drive Hub (Each) 22
WFD-317: 6" Friction Drive Roll (Each) 23
WFD-318: Drive Roll Screws (8/Set) 23
WFD-319: Drive Studs (12/Set) 23
WFD-320: Flexible Drive Cables (Pair) 5/16" 23
WFD-321: Nylon Cable Bushings 23
WFD-322: Flexible Drive Cables (Pair) 3/8" 23
WFD-323: Flexible Drive Cables (Pair) 1/2" 23
WH-3000H: World Model 3000 Head 13
WH-3001: Main Frame 13
WH-3002: Front Top Rail 13
WH-3003: Rear Top Rail 13
WH-3005: Side Plate Lock Knob 13
WH-3006: Wear Washer 13
WH-3007: Slide Lock Block (Each) 13
WH-3008: Slide Pinion (Each) 13
WH-3009: Pinion Bearing 14
WH-3010: Horizontal Adjust Knob and Tag 14
WH-3012: Front Angle Sector 14
WH-3013: Rear Angle Sector 14
WH-3014: Sector Cupped Washer (Each) 14
WH-3015: Jam Nuts (Each, 4 Required) 14
WH-3016: Front or Rear Slide Plate 14
WH-3018: Front Slide Cover Bar 14
WH-3019: Front Cover Bar Retainer 14
WH-3020: Rear Slide Cover Bar 15
WH-3021: Filler Bar 15
WH-3022: Flat Washer (Each) 15
WH-3023-A: Name Plate and Degrees for Coiling Head 15
WH-3023: Top Cover & Name Plate 15
WH-3024: Front Roll Hanger 15
WH-3025: Rear Roll Hanger 15
WH-3026: Balance Springs (Each, 2 Required) 15
WH-3027: Hanger Pivot Pin for Coiling Head (Each) 16
WH-3028: Spring Tension Roll Pull Bar Only 16
WH-3028A: Complete Spring Tension Roll Pull Bar Assembly/ with Pull Balls 16
WH-3029: Solid Tension Roll Pull Bar 16
WH-3029A: Complete Solid Tension Roll Pull Bar Assembly with Pull Balls 16
WH-3030: Front & Rear Pull Balls (2) 16
WH-3031: Pull Ball Retainer Spring 16
WH-3032: Ball Retainer Screws & Washers 16
WH-3033: Coiling Roll Pull Bar Adjust Knob 16
WH-3034: Coiling Roll Pull Bar Lock Knob 17
WH-3035: Roll Body Unit 17
WH-3035A: Roll Body Only 17
WH-3036: Sealed Roll Body Bearings (Set) 17
WH-3037: Roll Cap & Screws (Set) (2 Sets Required) 17
WH-3038: Pinion Gear Housing - 14 Tooth With Bearing 17
WH-3039: Pinion Gear - 14 Tooth 17
WH-3040: Pinion Gear - 14 Tooth - Complete Assembly 17
WH-3041: Pinion Gear Housing - 22 Tooth With Bearing 18
WH-3042: Pinion Gear - 22 Tooth 18
WH-3043: Pinion Gear - 22 Tooth - Complete Assembly 18
WH-3044: Pinion Gear Housing - 54 Tooth With Bearing 18
WH-3045: Pinion Gear - 54 Tooth 18
WH-3046: Pinion Gear - 54 Tooth - Complete Assembly 18
WH-3047: Needle Bearing (Each) 18
WH-3048: Pinion Shaft Collar (Each) 18
WH-3049: Idler Gear (Steel) & Bearing 18
WH-3050: Idler Gear Bearing Sleeve 19
WH-3051: Gear Guards (Set) 19
WH-3052: Micro Switch & Cord 19
WH-3053: Micro Switch Cover 19
WH-3054: Safety Switch Assembly Parts (Set) 19
WH-3055: Solution Wheel Bracket 19
WH-3056: Wiper Block Holder 19
WH-3057: Rubber Wiper Block 19
WH-3058: Solution Wheel (Each) 20
WH-3059: Solution Wheel Bracket - Complete Assembly 20
WH-3060: Solution Wheel Slide Adjusting Knob Assembly 20
WH-SHIM: Shim, Plastic (2 Per Top Rail Required) 20

CONTACT US

+1-800-933-0404

sales@plattcoiler.com

www.plattcoiler.com

PLATT COILER

The Leader in the
Electric Coil Heating Industry
Since 1953

SCAN TO SHOP ONLINE